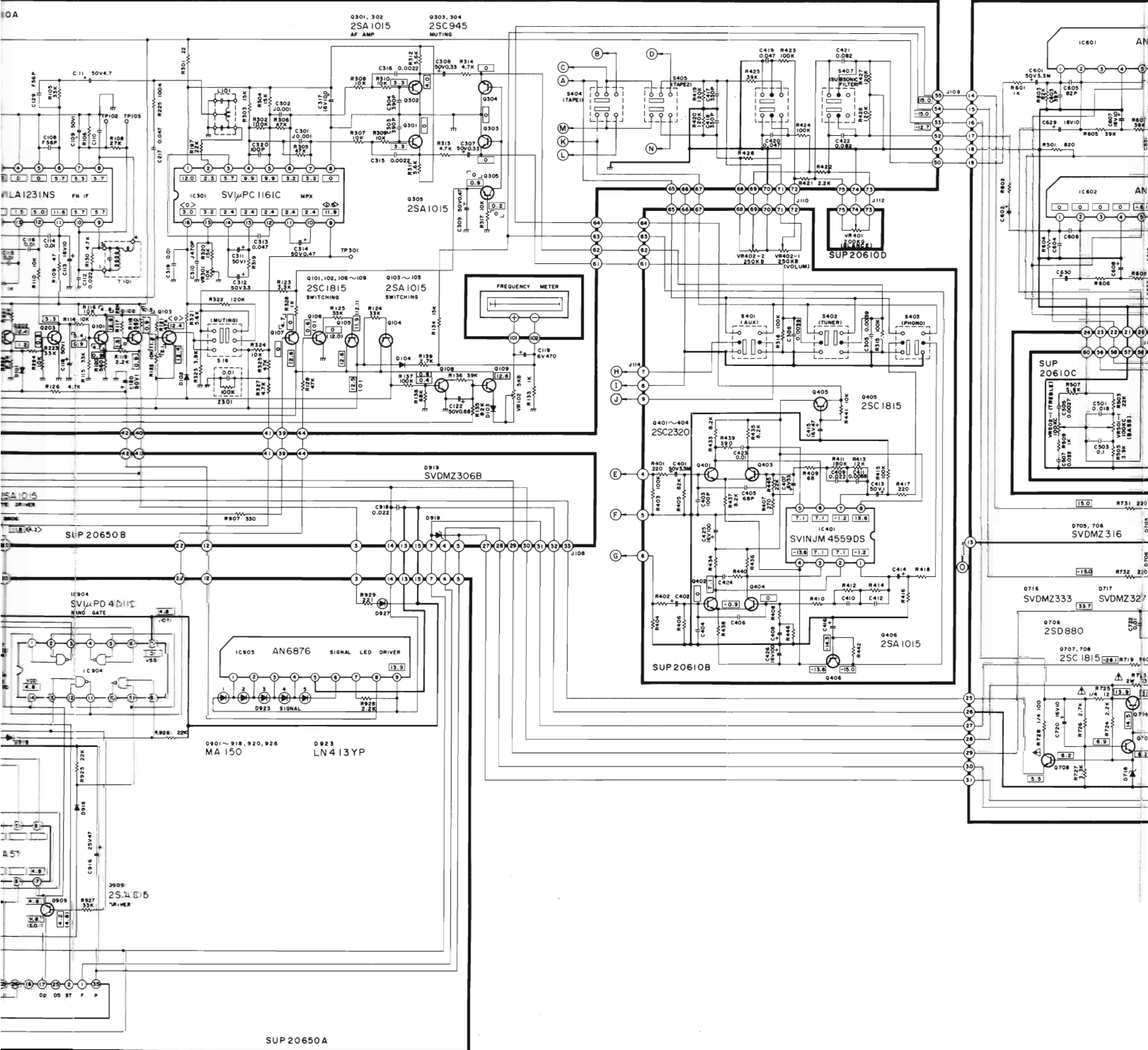
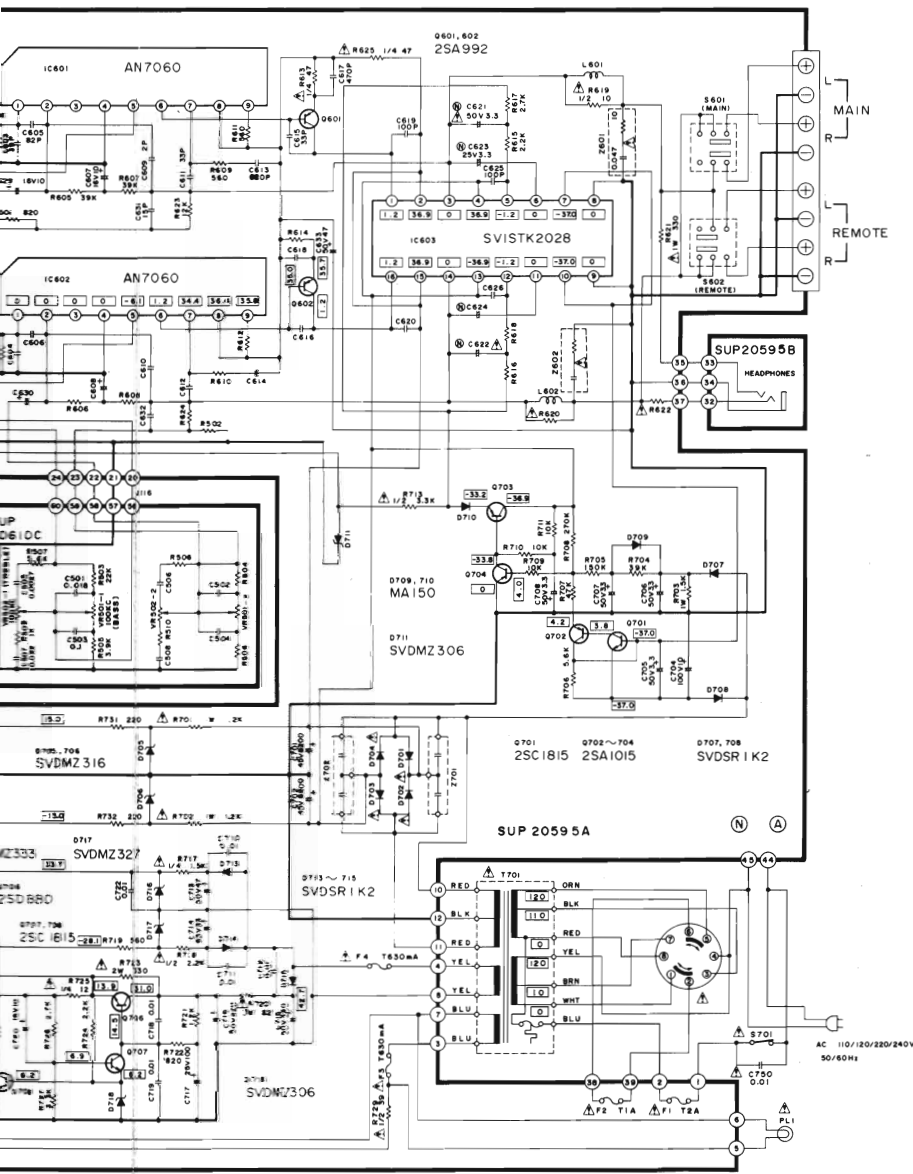


may be modified at any time with the development of new technology.)



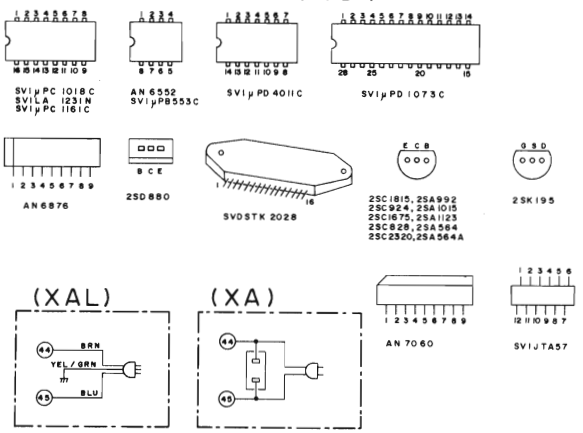
SUP20650A



NOTES

1. S1 FM tuner selector switch.
2. S2 AM tuner selector switch.
3. S3 Manual tuner "down" switch.
4. S4 Manual tuner "up" switch.
5. S5 Memory set switch.
6. S6 ~ 12 Preset tuner switch.
 S6 — 1ch, S7 — 2ch, S8 — 3ch
 S9 — 4ch, S10 — 5ch, S11 — 6ch
 S12 — 7ch
7. S14 FM, AM allocation selector switch in "FM 200kHz, AM 10kHz" step position.
 FM (200kHz) → (50 kHz)
 AM (10 kHz) → (9 kHz)
8. S15 Auto scan switch in "on" position.
9. S16 FM muting / FM mode switch in "on / FM auto" position.
 on / FM auto → off / FM mono
10. S401 ~ 403 Input selector in "tuner" position.
 S401 — AUX, S402 — tuner, S403 — phono
11. S404, 405 Tape monitor switch in "Source" position.
 S404 — TAPE 1, S405 — TAPE 2
12. S406 Loudness switch in "off" position.
13. S407 Subsonic filter switch in "off" position.
14. S601, 602 Speaker selector switch in "main" position.
15. S701 Power source switch in "on" position.
16. DC Voltage measurements are taken with DC VTVM from chassis ground.
 □ FM <> FM stereo () AM ⊥ Muting on
17. ⚠ Marks are safety parts. ● Marks are T.C. ceramic capacitors.
18. ⚡ Marks are shorting type switch. ⚡ Marks are nonshorting type switch.
19. All the resistors otherwise noticed are 1/4 W or 1/8 W 5% carbon film resistors.
20. Tolerance
 J ± 5% (No mark parts) K ± 10% M ± 20%
 Z ± 80% C = 0.25 PF G = 0.5 PF F ± 1%
21. (XA) is available in Asia, Latin America, Middle East and Africa.
 (XAL) is available in Australia.

TERMINAL GUIDE (BOTTOM & SIDE VIEW)



SA - 222